



































Population			Shapes		Partisan Lean			Demographics (VAP)							
ID	Total	+/-			Dem	Rep	Oth	Total	White	Minority	Hispanic	Black	Asian	Native	Pacific
Un	0				0.00%	0.00%	0.00%	0	0.00%	0.00%	0.00%	0.00%	0.00%	0.00%	0.00%
1	786,629	0.00%			59.20%	39.27%	1.54%	612,323	64.53%	35.47%	3.66%	26.26%	3.86%	1.64%	0.15%
2	786,630	0.00%			29.34%	69.30%	1.36%	616,392	91.97%	8.03%	1.27%	3.02%	0.97%	2.24%	0.07%
3	786,629	0.00%			66.78%	31.66%	1.56%	609,054	59.50%	40.50%	5.79%	28.36%	4.77%	2.01%	0.15%
4	786,630	0.00%			29.94%	68.44%	1.62%	610,271	88.62%	11.38%	2.34%	5.39%	1.23%	2.00%	0.10%
5	786,630	0.00%			24.70%	73.73%	1.57%	602,341	90.22%	9.78%	3.24%	3.32%	1.04%	1.71%	0.15%
6	786,630	0.00%			35.76%	62.77%	1.47%	609,555	89.44%	10.56%	1.98%	4.87%	1.15%	1.93%	0.08%
7	786,630	0.00%			54.72%	44.02%	1.27%	620,711	73.10%	26.90%	3.97%	17.98%	3.25%	1.55%	0.09%
8	786,630	0.00%			33.41%	65.12%	1.47%	599,542	83.09%	16.91%	3.62%	6.23%	4.66%	2.02%	0.14%
9	786,630	0.00%			55.14%	43.33%	1.53%	616,054	75.26%	24.74%	6.86%	14.14%	1.98%	1.89%	0.08%
10	786,630	0.00%			45.17%	53.20%	1.64%	615,217	75.07%	24.93%	2.94%	16.62%	3.07%	2.16%	0.15%
11	786,630	0.00%			66.18%	32.66%	1.15%	629,545	56.89%	43.11%	7.43%	31.05%	3.67%	1.57%	0.13%
12	786,630	0.00%			55.79%	42.63%	1.58%	597,466	74.34%	25.66%	4.80%	10.60%	8.41%	1.66%	0.11%
13	786,630	0.00%			51.87%	46.77%	1.35%	625,777	77.07%	22.93%	2.84%	14.69%	3.30%	1.79%	0.09%
14	786,618	0.00%			41.93%	56.76%	1.32%	629,682	87.89%	12.11%	2.54%	5.63%	1.50%	1.74%	0.08%
15	786,630	0.00%			31.17%	67.36%	1.47%	613,621	89.56%	10.44%	1.42%	4.87%	1.46%	2.07%	0.08%
	786,629	0.00%			45.25%	53.29%	1.46%	613,837	78.40%	21.60%	3.65%	12.91%	2.94%	1.86%	0.11%